

Crystal Clear, Elegant Extruded Aluminum and Acrylic System

Reflection is a modern flat-panel extruded aluminum signage system with frameless sides that expose polished or matt acrylic panels with highly polished edges that reflect light, color and the sign's surroundings. Featuring one or two panels Reflection comes in either acrylic or acrylic and aluminum panels in a versatile sign system featuring 39 pre-defined sizes for standard signage. The range consists primarily of smaller signs that are used as wall-mounted, table/desk stands, cubicle and projecting/flag mounted fittings and as part of a donor recognition wall or system. As a flat-panel system Reflection can be paired with the Venus system, which can be used for larger signs; thus providing a total sign solution.

- Flat-face interior sign system with gloss or matt acrylic panels with highly polished edges or with acrylic and aluminum panels
- Aluminum extruded frame construction with optional set screw security feature available
- Pre-defined sign types and sizes make creating an interior solution simple
- Panel holders in standard natural anodized finish, 140 semi-standard colors and custom colors available
- Multiple graphics options include digital print, print on panel, paper insert, ADA using photopolymer and raster Braille



The flexibility and longevity of Reflection promotes sustainability by allowing updates to the message panels, as necessary, without replacing entire signs. Reflection is also recyclable at the end-of-life.



Extrusion Signage Solutions

Standard Features

- Interior flat-faced sign based on an extruded aluminum panel holder, 6063 aluminum, 0.118" high housing an acrylic panel 0.2" high
- Acrylic panels have beautiful polished edges
- Aluminum panel holder has no sides exposing the beautiful polished panel edges
- Optional set screw to secure acrylic panel in aluminum holder

Finish Options

- Panel holders standard natural anodized finish
- Panel holders: 140 semi-standard colors, custom colors available
- Acrylic panels: matt or gloss surface
- Computer cut characters, raster Braille, and Photopolymer raised Lettering and Braille available for ADA compliance

Wall Mounted Room Sign, Single Panel

- Available in fifteen standard sizes:
1.5"x4", 2"x4", 3"x4", 4"x4", 6"x4",
1.5"x6", 2"x6", 3"x6", 4"x6", 6"x6",
1.5"x8.5", 2"x8.5", 3"x8.5", 4"x8.5", 6"x8.5"

Wall Mounted Room Sign, Double Panel

- Combine two panels of the following heights: 1.5", 2", 3", 4", and 6" for a total sign height of 3.5", 4.5", 5.5" 7.5"
- Total sign width of 4", 6" and 8.5"

Double-sided Projecting Sign

- Panel size options : 4"x4", 4"x6", 6"x6" and 6"x8.5"
- Aluminum projection mount to the wall with mechanical fasteners
- Fitting standard shapes: flat or curved

Cubicle Mount Option

- U shaped aluminum cubicle bracket
- Compatible sign sizes:
1.5"x4", 2"x4", 3"x4", 4"x4", 6"x4",
1.5"x6", 2"x6", 3"x6", 4"x6", 6"x6",
1.5"x8.5", 2"x8.5", 3"x8.5", 4"x8.5", 6"x8.5"

Desktop Sign Options

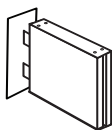
- L and V shaped aluminum stand options available
- Compatible sign heights: 1.5", 2", 3", 4", and 6"
- Compatible sign widths: 6" only

Note Bar Option

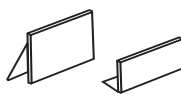
- Holds paper notes by means of friction
- Note bar connected to sign extrusion by means of a common aluminum backer panel
- Compatible sign sizes:
1.5"x4", 2"x4", 3"x4", 4"x4", 6"x4",
1.5"x6", 2"x6", 3"x6", 4"x6", 6"x6",
1.5"x8.5", 2"x8.5", 3"x8.5", 4"x8.5", 6"x8.5"



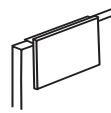
Wall Mount



Projecting



Desktop



Cubicle Mount